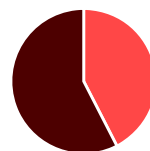


2015 UMD COLLEGE PROFILE ROBERT H. SMITH SCHOOL OF BUSINESS

UNDERGRADUATES: 2,945

11% OF ALL UMD UNDERGRADUATES

Race/Ethnicity	Female	Male	TOTAL
White:U.S.	495	1,007	1,502
Black or African American:U.S.	142	124	266
Asian:U.S.	306	287	593
American Indian or Alaska Native:U.S.	1	1	2
Native Hawaiian or Other Pacific Islander:U.S.	-	2	2
Hispanic:U.S.	141	151	292
Unknown:U.S.	21	26	47
Two or More:U.S.	42	42	84
Foreign	102	55	157
TOTAL	1,250	1,695	2,945



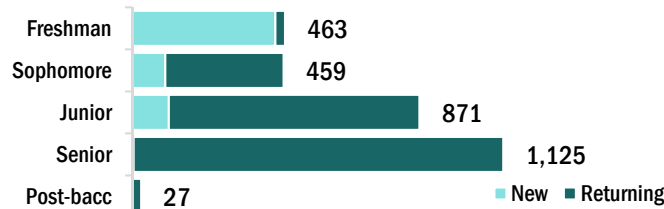
42% Female
58% Male



42% Minority:U.S.
5% International



97% Full-time
3% Part-time



1-YEAR RETENTION RATE (FALL 2014 COHORT)

96.7%

NEW FIRST-TIME STUDENTS: 487

12% OF ALL UMD NEW FIRST-TIME STUDENTS



41% Female
59% Male



45% Minority:U.S.
2% International

SAT SCORES:

	MATH	CRITICAL READING	COMBINED MATH + READING
25 TH PERCENTILE	640	610	1270
75 TH PERCENTILE	730	690	1400

AVERAGE HIGH SCHOOL WEIGHTED GPA: **4.21**

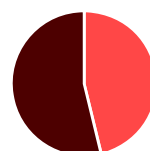
74% ENTERED UMD WITH COLLEGE CREDIT.

AVERAGE NO. OF CREDITS TRANSFERRED: **17.3**

GRADUATE STUDENTS: 2,034

19% OF ALL UMD GRADUATE STUDENTS

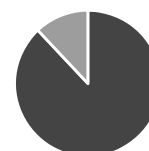
Race/Ethnicity	Female	Male	TOTAL
White:U.S.	166	297	463
Black or African American:U.S.	56	47	103
Asian:U.S.	43	73	116
American Indian or Alaska Native:U.S.	-	-	-
Native Hawaiian or Other Pacific Islander:U.S.	-	1	1
Hispanic:U.S.	9	27	36
Unknown:U.S.	111	235	346
Two or More:U.S.	6	9	15
Foreign	549	405	954
TOTAL	940	1,094	2,034



46% Female
54% Male



13% Minority:U.S.
47% International



88% Full-time
12% Part-time



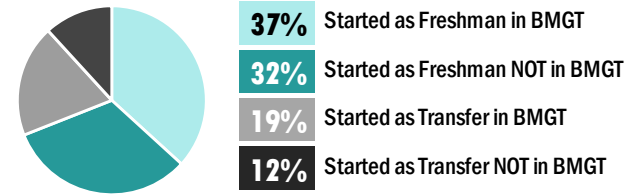
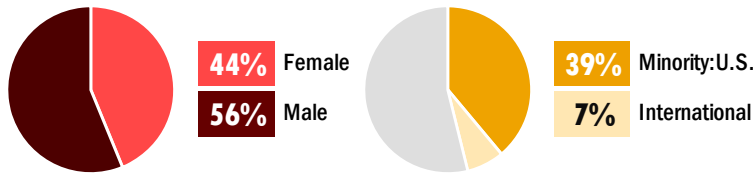
FALL 2015 ENROLLMENTS

2015 UMD COLLEGE PROFILE
ROBERT H. SMITH SCHOOL OF BUSINESS

FY2015 DEGREES AWARDED

BACHELOR'S DEGREES: 1,064

15% OF ALL UMD BACHELOR'S DEGREES



4-YEAR GRADUATION RATE (FALL 2011 COHORT)

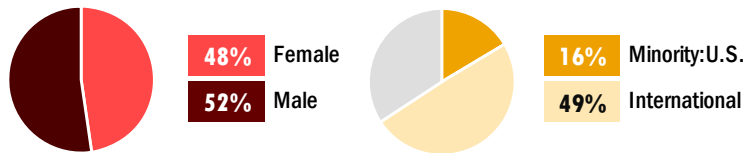


6-YEAR GRADUATION RATE (FALL 2009 COHORT)



MASTER'S DEGREES: 853

33% OF ALL UMD MASTER'S DEGREES



DOCTORAL DEGREES: 16

2% OF ALL UMD DOCTORAL DEGREES



FALL 2015 FACULTY

FACULTY: 210

5% OF ALL UMD FACULTY

	Female	Male	TOTAL
Faculty - Primarily Instruction	62	143	205
Full-time	44	103	147
Part-time	18	40	58
Faculty - Primarily Research	2	3	5
Full-time	1	3	4
Part-time	1	-	1
TOTAL	64	146	210

